








FY 2016 IECC Employee Satisfaction Survey

Date Created: 10/21/2015 11:18:32 AM

Date Range: 11/16/2015 12:00:00 AM - 12/18/2015 11:59:00 PM

Total Respondents: 252







Q1. What is your work location?			
Count	Percent		
29	11.51%		District Office
45	17.86%		Frontier Community College
42	16.67%		Lincoln Trail College
61	24.21%		Olney Central College
52	20.63%		Wabash Valley College
23	9.13%		Work Force Development
252	Respondents		

Q2. What is your employee classification?			
Count	Percent		
25	9.92%		Administrative
60	23.81%		Professional/Non-Faculty
44	17.46%		Clerical/Secretary
90	35.71%		Faculty
15	5.95%		Maintenance/Custodial
18	7.14%		Technical
252	Respondents		







Q3. Do you work full or part-time?			
Count	Percent		
245	97.22%		Full time
7	2.78%		Part time
252	Respondents		

Q4. How many years of service have you completed?			
Count	Percent		
77	30.56%		0-3 years
86	34.13%		4-10 years
70	27.78%		11-20 years
19	7.54%		21+ years
252	Respondents		






Q5. Are the benefits you receive appropriate and sufficient? - Health Benefits

Count	Percent		
91	37.92%		Strongly Agree
102	42.50%		Agree
22	9.17%		Neither agree nor disagree
6	2.50%		Disagree
3	1.25%		Strongly Disagree
16	6.67%		N/A
240	Respondents		






Q6. Are the benefits you receive appropriate and sufficient? - Dental Benefits

Count	Percent		
87	36.25%		Strongly Agree
106	44.17%		Agree
21	8.75%		Neither agree nor disagree
10	4.17%		Disagree
2	0.83%		Strongly Disagree
14	5.83%		N/A
240	Respondents		

Q7. Please rate the Communication levels affecting all employees - My college or worksite does a good job of keeping me informed about changes that affect my work.

Count	Percent		
62	25.83%		Strongly Agree
112	46.67%		Agree
29	12.08%		Neither agree nor disagree
27	11.25%		Disagree
10	4.17%		Strongly Disagree
240	Respondents		

Q8. Please rate the Communication levels affecting all employees - The District does a good job of keeping me informed about changes that affect all employees.

Count	Percent		
72	30.00%		Strongly Agree
120	50.00%		Agree
29	12.08%		Neither agree nor disagree
17	7.08%		Disagree
2	0.83%		Strongly Disagree
240	Respondents		

Q9 .Please rate your utilization of the IECC or your College website. - I visit the IECC or my college website on a regular basis to find information.

Count	Percent		
114	47.50%		Strongly Agree
96	40.00%		Agree
26	10.83%		Neither agree nor disagree
4	1.67%		Disagree
0	0.00%		Strongly Disagree
240	Respondents		

Q10. Please rate your utilization of the IECC or your College website. - The website is user-friendly.

Count	Percent		
80	33.33%		Strongly Agree
118	49.17%		Agree
31	12.92%		Neither agree nor disagree
10	4.17%		Disagree
1	0.42%		Strongly Disagree
240	Respondents		

Q11. Please rate your satisfaction with equipment, technology, and training in your work area. - I have the equipment necessary to do my work.

Count	Percent		
77	32.63%		Strongly Agree
121	51.27%		Agree
22	9.32%		Neither agree nor disagree
13	5.51%		Disagree
3	1.27%		Strongly Disagree
0	0.00%		N/A
236	Respondents		

Q13. Please rate your satisfaction with equipment, technology, and training in your work area. - I have the technology necessary to do my work.

Count	Percent		
80	33.90%		Strongly Agree
118	50.00%		Agree
21	8.90%		Neither agree nor disagree
13	5.51%		Disagree
3	1.27%		Strongly Disagree
1	0.42%		N/A
236	Respondents		

Q14. Please rate your satisfaction with equipment, technology, and training in your work area. - There is sufficient training to help me keep up with technological changes in my area.

Count	Percent		
57	24.15%		Strongly Agree
119	50.42%		Agree
40	16.95%		Neither agree nor disagree
14	5.93%		Disagree
5	2.12%		Strongly Disagree
1	0.42%		N/A
236	Respondents		

Q15. Please rate your satisfaction with equipment, technology, and training in your work area. - The IT Help Desk provides professional and courteous technical support in a timely matter.

Count	Percent		
139	58.90%		Strongly Agree
81	34.32%		Agree
13	5.51%		Neither agree nor disagree
1	0.42%		Disagree
1	0.42%		Strongly Disagree
1	0.42%		N/A
236	Respondents		

Q16. Please rate your satisfaction with equipment, technology, and training in your work area. - The IT Help Desk assist me in resolvingmy issue(s) to my satisfaction.

Count	Percent		
146	61.86%		Strongly Agree
77	32.63%		Agree
11	4.66%		Neither agree nor disagree
0	0.00%		Disagree
1	0.42%		Strongly Disagree
1	0.42%		N/A
236	Respondents		

Q17. Please rate your level of satisfaction regarding working conditions in your job, and the evaluation process. - My work load is fair and reasonable.

Count	Percent		
57	24.15%		Strongly Agree
123	52.12%		Agree
29	12.29%		Neither agree nor disagree
22	9.32%		Disagree
5	2.12%		Strongly Disagree
236	Respondents		

Q18. Please rate your level of satisfaction regarding working conditions in your job, and the evaluation process. - My physical environment is suitable for the work I do.

Count	Percent		
59	25.00%		Strongly Agree
126	53.39%		Agree
32	13.56%		Neither agree nor disagree
14	5.93%		Disagree
5	2.12%		Strongly Disagree
236	Respondents		

Q19. Please rate your level of satisfaction regarding working conditions in your job, and the evaluation process. - I am provided the necessary resources to accomplish my work.

Count	Percent		
62	26.27%		Strongly Agree
122	51.69%		Agree
32	13.56%		Neither agree nor disagree
14	5.93%		Disagree
6	2.54%		Strongly Disagree
236	Respondents		

Q20. Please rate your level of satisfaction regarding working conditions in your job, and the evaluation process. - The work is fairly distributed in my department.

Count	Percent		
60	25.42%		Strongly Agree
111	47.03%		Agree
40	16.95%		Neither agree nor disagree
15	6.36%		Disagree
10	4.24%		Strongly Disagree
236	Respondents		

Q21. Please rate your level of satisfaction regarding working conditions in your job, and the evaluation process. - I am empowered to make decisions to get the job done successfully.

Count	Percent		
72	30.51%		Strongly Agree
122	51.69%		Agree
27	11.44%		Neither agree nor disagree
9	3.81%		Disagree
6	2.54%		Strongly Disagree
236	Respondents		

Q22. Please rate your level of satisfaction regarding working conditions in your job, and the evaluation process. - I am reimbursed fairly for travel and other work-related expenses.

Count	Percent		
83	35.17%		Strongly Agree
108	45.76%		Agree
40	16.95%		Neither agree nor disagree
1	0.42%		Disagree
4	1.69%		Strongly Disagree
236	Respondents		

Q23. Please rate your level of satisfaction regarding working conditions in your job, and the evaluation process. - I am fairly compensated for the work I do.

Count	Percent		
55	23.31%		Strongly Agree
110	46.61%		Agree
39	16.53%		Neither agree nor disagree
22	9.32%		Disagree
10	4.24%		Strongly Disagree
236	Respondents		






Q24. Please rate your level of satisfaction regarding working conditions in your job, and the evaluation process. - There are opportunities for promotions and advancement at my college and IECC.

Count	Percent		
32	13.56%		Strongly Agree
58	24.58%		Agree
92	38.98%		Neither agree nor disagree
35	14.83%		Disagree
19	8.05%		Strongly Disagree
236	Respondents		






Q25. Please rate your level of satisfaction regarding working conditions in your job, and the evaluation process. - The evaluation process is constructive and encourages me to enhance my job performance.

Count	Percent		
38	16.10%		Strongly Agree
93	39.41%		Agree
66	27.97%		Neither agree nor disagree
25	10.59%		Disagree
14	5.93%		Strongly Disagree
236	Respondents		






Q26. Please rate your level of satisfaction with your College Administration (1st column set) and District Administration (2nd column set). - My worksite and IECC fosters a team atmosphere that is both supportive and cooperative.

Count	Percent		
61	27.35%		Stongly Agree
103	46.19%		Agree
40	17.94%		Neither agree nor disagree
12	5.38%		Disagree
7	3.14%		Strongly Disagree
223	Respondents		






Q27. Please rate your level of satisfaction with your College Administration (1st column set) and District Administration (2nd column set). - Administration clearly communicates the objectives that they want the colleges and IECC to achive.

Count	Percent		
59	26.70%		Stongly Agree
105	47.51%		Agree
33	14.93%		Neither agree nor disagree
17	7.69%		Disagree
7	3.17%		Strongly Disagree
221	Respondents		






Q28. Please rate your level of satisfaction with your College Administration (1st column set) and District Administration (2nd column set). - Administration is open to my suggestions, elicits my feedback, and values my opinion.

Count	Percent		
53	24.20%		Stongly Agree
104	47.49%		Agree
31	14.16%		Neither agree nor disagree
20	9.13%		Disagree
11	5.02%		Strongly Disagree
219	Respondents		






Q29. Please rate your level of satisfaction with your College Administration (1st column set) and District Administration (2nd column set). - My supervisor is open to my suggestions, elicits my feedback and values my opinion.

Count	Percent		
84	37.84%		Stongly Agree
88	39.64%		Agree
28	12.61%		Neither agree nor disagree
12	5.41%		Disagree
10	4.50%		Strongly Disagree
222	Respondents		






Q30. Please rate your level of satisfaction with your College Administration (1st column set) and District Administration (2nd column set). - Administration is available to staff/faculty within a reasonable time frame.

Count	Percent		
83	37.22%		Stongly Agree
108	48.43%		Agree
20	8.97%		Neither agree nor disagree
7	3.14%		Disagree
5	2.24%		Strongly Disagree
223	Respondents		






Q31. Please rate your level of satisfaction with your College Administration (1st column set) and District Administration (2nd column set). - I am recognized for the contributions I make at work.

Count	Percent		
51	22.97%		Stongly Agree
93	41.89%		Agree
52	23.42%		Neither agree nor disagree
17	7.66%		Disagree
9	4.05%		Strongly Disagree
222	Respondents		

Q32. Please rate your level of satisfaction with your College Administration (1st column set) and District Administration (2nd column set). - The Administration takes reasonable measures to promote environmental protection and conservation of natural resources.

Count	Percent		
54	24.66%		Stongly Agree
101	46.12%		Agree
53	24.20%		Neither agree nor disagree
6	2.74%		Disagree
5	2.28%		Strongly Disagree
219	Respondents		

Q33. Please rate your level of satisfaction with your College Administration (1st column set) and District Administration (2nd column set). - My worksite and IECC fosters a team atmosphere that is both supportive and cooperative.

Count	Percent		
45	24.19%		Strongly Agree
98	52.69%		Agree
32	17.20%		Neither agree nor disagree
8	4.30%		Disagree
3	1.61%		Strongly Disagree
186	Respondents		

Q34. Please rate your level of satisfaction with your College Administration (1st column set) and District Administration (2nd column set). - Administration clearly communicates the objectives that they want the colleges and IECC to achieve.

Count	Percent		
51	27.72%		Strongly Agree
91	49.46%		Agree
30	16.30%		Neither agree nor disagree
9	4.89%		Disagree
3	1.63%		Strongly Disagree
184	Respondents		

Q35. Please rate your level of satisfaction with your College Administration (1st column set) and District Administration (2nd column set). - Administration is open to my suggestions, elicits my feedback, and values my opinion.

Count	Percent		
36	19.25%		Strongly Agree
85	45.45%		Agree
50	26.74%		Neither agree nor disagree
10	5.35%		Disagree
6	3.21%		Strongly Disagree
187	Respondents		

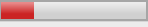




Q36. Please rate your level of satisfaction with your College Administration (1st column set) and District Administration (2nd column set). - My supervisor is open to my suggestions, elicits my feedback and values my opinion.

Count	Percent		
49	26.34%		Strongly Agree
76	40.86%		Agree
50	26.88%		Neither agree nor disagree
7	3.76%		Disagree
4	2.15%		Strongly Disagree
186	Respondents		






Q37. Please rate your level of satisfaction with your College Administration (1st column set) and District Administration (2nd column set). - Administration is available to staff/faculty within a reasonable time frame.

Count	Percent		
56	29.95%		Strongly Agree
94	50.27%		Agree
33	17.65%		Neither agree nor disagree
2	1.07%		Disagree
2	1.07%		Strongly Disagree
187	Respondents		






Q38. Please rate your level of satisfaction with your College Administration (1st column set) and District Administration (2nd column set). - I am recognized for the contributions I make at work.

Count	Percent		
43	23.12%		Strongly Agree
73	39.25%		Agree
55	29.57%		Neither agree nor disagree
12	6.45%		Disagree
3	1.61%		Strongly Disagree
186	Respondents		


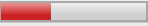


Q39. Please rate your level of satisfaction with your College Administration (1st column set) and District Administration (2nd column set). - The Administration takes reasonable measures to promote environmental protection and conservation of natural resources.

Count	Percent		
45	24.59%		Strongly Agree
71	38.80%		Agree
58	31.69%		Neither agree nor disagree
4	2.19%		Disagree
5	2.73%		Strongly Disagree
183	Respondents		

Q40. Overall, I am satisfied with my employment.

Count	Percent		
82	35.65%		Strongly Agree
119	51.74%		Agree
23	10.00%		Neither agree nor disagree
4	1.74%		Disagree
2	0.87%		Strongly Disagree
230	Respondents		

Q41. I would recommend IECC to a prospective student or employee.

Count	Percent		
137	59.57%		Yes, definitely would
80	34.78%		Yes, probably would
10	4.35%		No, probably wouldn't
3	1.30%		No, definitely wouldn't
230	Respondents		

Q42. Are you familiar with the "Assessment of Student Learning" at IECC?

Count	Percent		
86	37.72%		5 - Extremely familiar
78	34.21%		4 - Moderately familiar
32	14.04%		3 - Somewhat familiar
17	7.46%		2 - Slightly familiar
15	6.58%		1 - Not at all familiar
228	Respondents		

Q43. Are you familiar with your role in assessing student learning (Curricular, Co-Curricular, General Education, etc.)?

Count	Percent		
90	39.47%		5 - Extremely familiar
80	35.09%		4 - Moderately familiar
25	10.96%		3 - Somewhat familiar
14	6.14%		2 - Slightly familiar
19	8.33%		1 - Not at all familiar
228	Respondents		

Q44. How much of a priority is assessing student learning in your position (Curricular, Co-Curricular, General Education, etc.)?

Count	Percent		
56	24.56%		5 - Essential priority
84	36.84%		4 - High priority
54	23.68%		3 - Medium
21	9.21%		2 - Low priority
13	5.70%		1 - Not a priority
228	Respondents		

Q45. Please rate your satisfaction level toward the support you receive assessing student learning in Curricular, Co-Curricular, and/or General Education assessment (i.e. guidance, training, feedback, tools, etc.)?

Count	Percent		
45	19.74%		5 - Extremely satisfied
92	40.35%		4 - Very satisfied
67	29.39%		3 - Moderately satisfied
13	5.70%		2 - Slightly satisfied
11	4.82%		1 - Not at all satisfied
228	Respondents		