

# Online Registration Quick Guide for Course Enrollees

Welcome to the IECC Faculty. As educators we know the value of being a life-long learner. We are excited to begin your training process with an orientation and three tiers of instruction. It is important to us that you experience the same admission and registrations process as the students in your classes. Please follow the steps below to become an IECC student in addition to your faculty member status!

1. Go to [www.iecc.edu/apply](http://www.iecc.edu/apply) and click on Frontier Community College.
2. Click on CREATE ACCOUNT and enter your basic information
  - a. Name, Email, and Birthdate
  - b. Entry Term = Fall 2022
  - c. Admit Type = I already have a degree
  - d. Location = Frontier Community College
  - e. Program = Voc Skills General VS-VSKGE4
  - f. Set your password and click CREATE ACCOUNT
3. Click CREATE NEW APPLICATION and complete application.
4. After the completion of your application, you will receive an email from [accounts@iecc.edu](mailto:accounts@iecc.edu) with your ENTRATA portal set up instructions.
5. Set up your ENTRATA portal
6. In Entrata, click on the Student tab at the left, and then select REGISTER FOR CLASSES
7. Your PIN for this semester will be 2360
8. Pick your classes from the list below and use Self-Service to Register for your upcoming training.

## Orientation

### CRN

			Term
35489	Cohort 5	October 17- December 16	Fall
65136	Cohort 6	December 17 – March 16	Spring

## TIER 1 Course

### CRN

			Term
34818	Cohort 3	October 19 - December 14	Fall
65041	Cohort 4	December 15 – March 16	Spring
65137	Cohort 5	March 17 - May 11	Spring
TBA	Cohort 6	May 12 - July 8	Summer

## TIER 2 Course


### CRN

			Term
34820	Cohort 2	October 19 - December 14	Fall
65042	Cohort 3	January 19 - March 16	Spring
35043	Cohort 4	March 17 - May 11	Spring
TBA	Cohort 5	May 12 - July 8	Summer

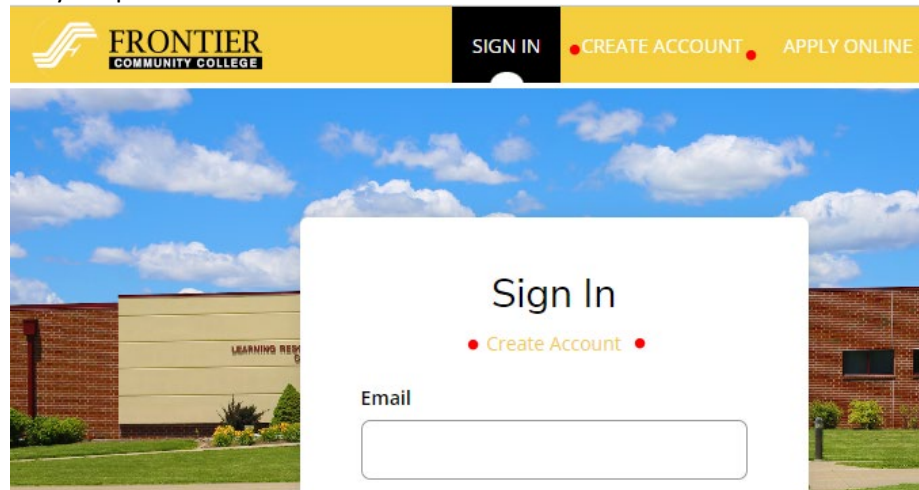
If you need assistance choosing a class, please contact the Center for Excellence in Teaching and Learning, 618-544-2356 ext 1313.

If you need technical assistance while registering, please contact the Help Desk at 855-519-4357.  
Instructions with Screen Display

1. Go to [www.iecc.edu/apply](https://www.iecc.edu/apply) and click on Frontier Community College.



2. Click on CREATE ACCOUNT and enter your basic information
  - a. Name, Email, and Birthdate
  - b. Entry Term = Fall 2022
  - c. Admit Type = I already have a degree
  - d. Location = Frontier Community College
  - e. Program = Voc Skills General VS-VSKGE4
  - f. Set your password and click CREATE ACCOUNT



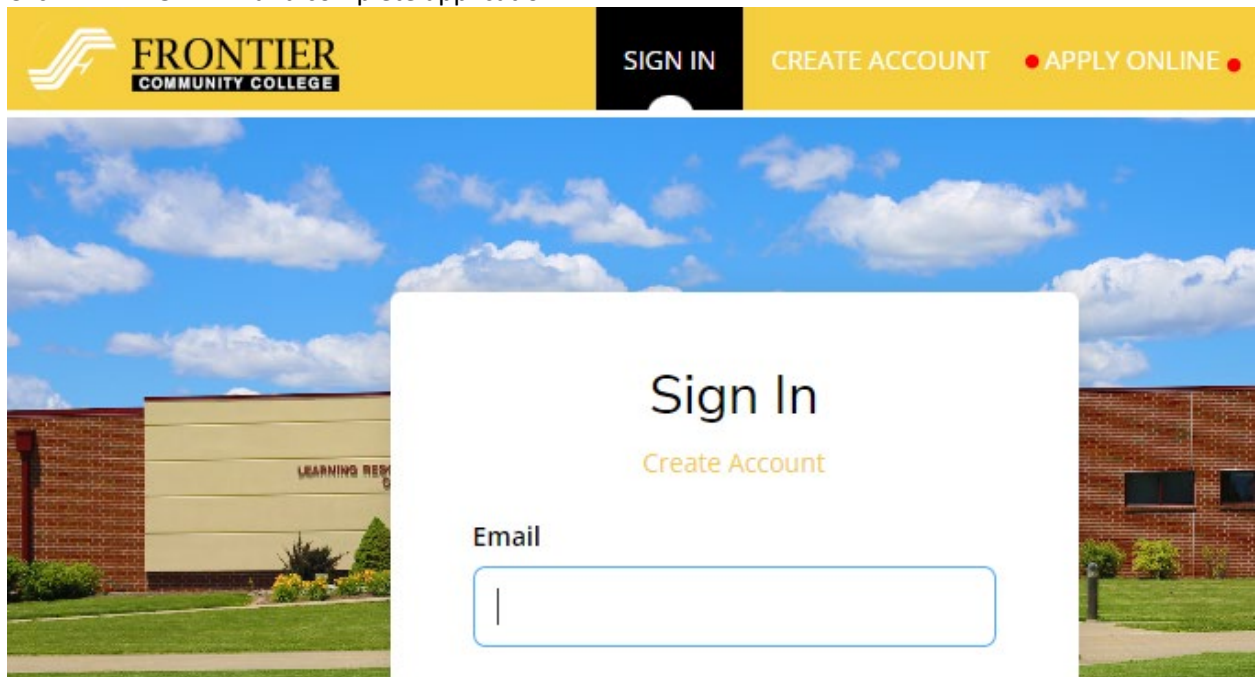
## Create Account

### Contact Information

First Name \*

Last Name \*

3. Click APPLY ONLINE and complete application.



4. After the completion of your application, you will receive an email from [accounts@iecc.edu](mailto:accounts@iecc.edu) with your ENTRATA portal set up instructions.
5. Set up your ENTRATA portal
6. In Entrata, click on the Student tab at the left, and then select REGISTER FOR CLASSES

7. Your PIN for this semester will be 2360
8. Pick your classes from the list below and use Self-Service to Register for your upcoming training.

**Orientation**

CRN

35489	Cohort 5	October 17- December 16
65136	Cohort 6	December 17 – March 16

**Term**

Fall
Spring

**TIER 1 Course**

CRN

34818	Cohort 3	October 19 - December 14
65041	Cohort 4	December 15 – March 16
65137	Cohort 5	March 17 - May 11
TBA	Cohort 6	May 12 - July 8

**Term**

Fall
Spring
Spring
Summer

**TIER 2 Course**

CRN

34820	Cohort 2	October 19 - December 14
65042	Cohort 3	January 19 - March 16
35043	Cohort 4	March 17 - May 11
TBA	Cohort 5	May 12 - July 8

**Term**

Fall
Spring
Spring
Summe