

FY 2018 IECC Employee Satisfaction Survey

Description:

Date Created: 8/14/2017 9:35:12 AM






Date Range: 10/16/2017 12:00:00 AM - 11/17/2017 11:59:00 PM

Total Respondents: 303

Q1. What is your work location?

Count	Percent		
32	10.56%		District Office
57	18.81%		Frontier Community College
59	19.47%		Lincoln Trail College
70	23.10%		Olney Central College
63	20.79%		Wabash Valley College
22	7.26%		Work Force Development
303	Respondents		

Q2. What is your employee classification?

Count	Percent		
25	8.25%		Administrative
78	25.74%		Professional/Non-Faculty
44	14.52%		Clerical/Secretary
121	39.93%		Faculty
16	5.28%		Maintenance/Custodial
19	6.27%		Technical
303	Respondents		

Q3. Do you work full or part-time?

Count	Percent		
199	65.68%		Full time
104	34.32%		Part time
303	Respondents		

Q4. How many years of service have you completed?

Count	Percent		
96	31.68%		0-3 years
99	32.67%		4-10 years
70	23.10%		11-20 years
38	12.54%		21+ years
303	Respondents		

Q5. Are the benefits you receive appropriate and sufficient? - Medical Benefits

Count	Percent		
57	19.06%		Strongly Agree
98	32.78%		Agree
30	10.03%		Neither agree nor disagree
18	6.02%		Disagree
5	1.67%		Strongly Disagree
91	30.43%		N/A
299	Respondents		

Q6. Are the benefits you receive appropriate and sufficient? - Optional Benefits, i.e. Life Insurance, Vision, Accident, and Critical Illness Insurance

Count	Percent		
63	21.07%		Strongly Agree
107	35.79%		Agree
30	10.03%		Neither agree nor disagree
13	4.35%		Disagree
3	1.00%		Strongly Disagree
83	27.76%		N/A
299	Respondents		

Q7. Are the benefits you receive appropriate and sufficient? - Dental Benefits

Count	Percent		
62	20.74%		Strongly Agree
102	34.11%		Agree
36	12.04%		Neither agree nor disagree
9	3.01%		Disagree
5	1.67%		Strongly Disagree
85	28.43%		N/A
299	Respondents		

Q9. Please rate the Communication levels affecting all employees - My college or worksite does a good job of keeping me informed about changes that affect my work.

Count	Percent		
95	31.77%		Strongly Agree
156	52.17%		Agree
32	10.70%		Neither agree nor disagree
12	4.01%		Disagree
4	1.34%		Strongly Disagree
299	Respondents		

Q10. Please rate the Communication levels affecting all employees - The District does a good job of keeping me informed about changes that affect all employees.

Count	Percent		
84	28.09%		Strongly Agree
163	54.52%		Agree
39	13.04%		Neither agree nor disagree
10	3.34%		Disagree
3	1.00%		Strongly Disagree
299 Respondents			

Q12. Please rate your utilization of the IECC or your College website. - I visit the IECC or my college website on a regular basis to find information.

Count	Percent		
127	42.47%		Strongly Agree
135	45.15%		Agree
31	10.37%		Neither agree nor disagree
5	1.67%		Disagree
1	0.33%		Strongly Disagree
299 Respondents			







Q13. Please rate your utilization of the IECC or your College website. - The website is user-friendly.

Count	Percent		
81	27.09%		Strongly Agree
144	48.16%		Agree
50	16.72%		Neither agree nor disagree
18	6.02%		Disagree
6	2.01%		Strongly Disagree
299 Respondents			

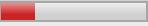





Q15. Please rate your satisfaction with equipment, technology, and training in your work area. - I have the equipment necessary to do my work.

Count	Percent		
90	30.51%		Strongly Agree
163	55.25%		Agree
26	8.81%		Neither agree nor disagree
13	4.41%		Disagree
1	0.34%		Strongly Disagree
2	0.68%		N/A
295 Respondents			





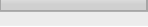

Q16. Please rate your satisfaction with equipment, technology, and training in your work area. - I have the technology necessary to do my work.

Count	Percent		
89	30.17%		Strongly Agree
158	53.56%		Agree
28	9.49%		Neither agree nor disagree
17	5.76%		Disagree
2	0.68%		Strongly Disagree
1	0.34%		N/A
295	Respondents		





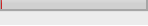

Q17. Please rate your satisfaction with equipment, technology, and training in your work area. - There is sufficient training to help me keep up with technological changes in my area.

Count	Percent		
69	23.39%		Strongly Agree
145	49.15%		Agree
60	20.34%		Neither agree nor disagree
17	5.76%		Disagree
3	1.02%		Strongly Disagree
1	0.34%		N/A
295	Respondents		

Q18. Please rate your satisfaction with equipment, technology, and training in your work area. - The IT Help Desk provides professional and courteous technical support in a timely matter.

Count	Percent		
162	54.92%		Strongly Agree
116	39.32%		Agree
13	4.41%		Neither agree nor disagree
1	0.34%		Disagree
0	0.00%		Strongly Disagree
3	1.02%		N/A
295	Respondents		

Q19. Please rate your satisfaction with equipment, technology, and training in your work area. - The IT Help Desk assist me in resolvingmy issue(s) to my satisfaction.

Count	Percent		
165	55.93%		Strongly Agree
115	38.98%		Agree
10	3.39%		Neither agree nor disagree
1	0.34%		Disagree
1	0.34%		Strongly Disagree
3	1.02%		N/A
295	Respondents		

Q21. Please rate your level of satisfaction regarding working conditions in your job, and the evaluation process. - My work load is fair and reasonable.

Count	Percent		
72	24.41%		Strongly Agree
162	54.92%		Agree
43	14.58%		Neither agree nor disagree
14	4.75%		Disagree
4	1.36%		Strongly Disagree
295	Respondents		

Q22. Please rate your level of satisfaction regarding working conditions in your job, and the evaluation process. - My physical environment is suitable for the work I do.

Count	Percent		
91	30.85%		Strongly Agree
166	56.27%		Agree
24	8.14%		Neither agree nor disagree
14	4.75%		Disagree
0	0.00%		Strongly Disagree
295	Respondents		

Q23. Please rate your level of satisfaction regarding working conditions in your job, and the evaluation process. - I am provided the necessary resources to accomplish my work.

Count	Percent		
88	29.83%		Strongly Agree
170	57.63%		Agree
26	8.81%		Neither agree nor disagree
8	2.71%		Disagree
3	1.02%		Strongly Disagree
295	Respondents		

Q24. Please rate your level of satisfaction regarding working conditions in your job, and the evaluation process. - The work is fairly distributed in my department.

Count	Percent		
78	26.44%		Strongly Agree
144	48.81%		Agree
55	18.64%		Neither agree nor disagree
12	4.07%		Disagree
6	2.03%		Strongly Disagree
295	Respondents		

Q25. Please rate your level of satisfaction regarding working conditions in your job, and the evaluation process. - I am empowered to make decisions to get the job done successfully.

Count	Percent		
108	36.61%		Strongly Agree
158	53.56%		Agree
23	7.80%		Neither agree nor disagree
5	1.69%		Disagree
1	0.34%		Strongly Disagree
295	Respondents		

Q26. Please rate your level of satisfaction regarding working conditions in your job, and the evaluation process. - I am reimbursed fairly for travel and other work-related expenses.

Count	Percent		
87	29.49%		Strongly Agree
116	39.32%		Agree
75	25.42%		Neither agree nor disagree
9	3.05%		Disagree
8	2.71%		Strongly Disagree
295	Respondents		

Q27. Please rate your level of satisfaction regarding working conditions in your job, and the evaluation process. - I am fairly compensated for the work I do.

Count	Percent		
68	23.05%		Strongly Agree
118	40.00%		Agree
66	22.37%		Neither agree nor disagree
34	11.53%		Disagree
9	3.05%		Strongly Disagree
295	Respondents		






Q28. Please rate your level of satisfaction regarding working conditions in your job, and the evaluation process. - There are opportunities for promotions and advancement at my college and IECC.

Count	Percent		
55	18.64%		Strongly Agree
96	32.54%		Agree
108	36.61%		Neither agree nor disagree
26	8.81%		Disagree
10	3.39%		Strongly Disagree
295	Respondents		






Q29. Please rate your level of satisfaction regarding working conditions in your job, and the evaluation process. - The evaluation process is constructive and encourages me to enhance my job performance.

Count	Percent		
68	23.05%		Strongly Agree
128	43.39%		Agree
74	25.08%		Neither agree nor disagree
19	6.44%		Disagree
6	2.03%		Strongly Disagree
295	Respondents		






Q31. Please rate your level of satisfaction with your College Administration (1st column set) and District Administration (2nd column set). - My worksite and IECC fosters a team atmosphere that is both supportive and cooperative.

Count	Percent		
97	35.02%		Stongly Agree
139	50.18%		Agree
29	10.47%		Neither agree nor disagree
5	1.81%		Disagree
7	2.53%		Strongly Disagree
277	Respondents		


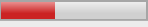



Q32. Please rate your level of satisfaction with your College Administration (1st column set) and District Administration (2nd column set). - Administration clearly communicates the objectives that they want the colleges and IECC to achive.

Count	Percent		
98	35.51%		Stongly Agree
134	48.55%		Agree
35	12.68%		Neither agree nor disagree
5	1.81%		Disagree
4	1.45%		Strongly Disagree
276	Respondents		






Q33. Please rate your level of satisfaction with your College Administration (1st column set) and District Administration (2nd column set). - Administration is open to my suggestions, elicits my feedback, and values my opinion.

Count	Percent		
102	36.96%		Stongly Agree
123	44.57%		Agree
41	14.86%		Neither agree nor disagree
6	2.17%		Disagree
4	1.45%		Strongly Disagree
276	Respondents		






Q34. Please rate your level of satisfaction with your College Administration (1st column set) and District Administration (2nd column set). - My supervisor is open to my suggestions, elicits my feedback and values my opinion.

Count	Percent		
139	50.36%		Stongly Agree
104	37.68%		Agree
25	9.06%		Neither agree nor disagree
4	1.45%		Disagree
4	1.45%		Strongly Disagree
276	Respondents		






Q35. Please rate your level of satisfaction with your College Administration (1st column set) and District Administration (2nd column set). - Administration is available to staff/faculty within a reasonable time frame.

Count	Percent		
120	43.48%		Stongly Agree
127	46.01%		Agree
25	9.06%		Neither agree nor disagree
2	0.72%		Disagree
2	0.72%		Strongly Disagree
276	Respondents		






Q36. Please rate your level of satisfaction with your College Administration (1st column set) and District Administration (2nd column set). - I am recognized for the contributions I make at work.

Count	Percent		
88	31.88%		Stongly Agree
123	44.57%		Agree
50	18.12%		Neither agree nor disagree
8	2.90%		Disagree
7	2.54%		Strongly Disagree
276	Respondents		

Q37. Please rate your level of satisfaction with your College Administration (1st column set) and District Administration (2nd column set). - The Administration takes reasonable measures to promote environmental protection and conservation of natural resources.

Count	Percent		
86	31.27%		Stongly Agree
130	47.27%		Agree
55	20.00%		Neither agree nor disagree
0	0.00%		Disagree
4	1.45%		Strongly Disagree
275	Respondents		

Q38. Please rate your level of satisfaction with your College Administration (1st column set) and District Administration (2nd column set). - My worksite and IECC fosters a team atmosphere that is both supportive and cooperative.

Count	Percent		
65	28.38%		Strongly Agree
107	46.72%		Agree
43	18.78%		Neither agree nor disagree
8	3.49%		Disagree
6	2.62%		Strongly Disagree
229	Respondents		

Q39. Please rate your level of satisfaction with your College Administration (1st column set) and District Administration (2nd column set). - Administration clearly communicates the objectives that they want the colleges and IECC to achieve.

Count	Percent		
67	29.26%		Strongly Agree
108	47.16%		Agree
41	17.90%		Neither agree nor disagree
9	3.93%		Disagree
4	1.75%		Strongly Disagree
229	Respondents		

Q40. Please rate your level of satisfaction with your College Administration (1st column set) and District Administration (2nd column set). - Administration is open to my suggestions, elicits my feedback, and values my opinion.

Count	Percent		
57	25.33%		Strongly Agree
96	42.67%		Agree
62	27.56%		Neither agree nor disagree
5	2.22%		Disagree
5	2.22%		Strongly Disagree
225	Respondents		






Q41. Please rate your level of satisfaction with your College Administration (1st column set) and District Administration (2nd column set). - My supervisor is open to my suggestions, elicits my feedback and values my opinion.

Count	Percent		
70	30.97%		Strongly Agree
86	38.05%		Agree
63	27.88%		Neither agree nor disagree
2	0.88%		Disagree
5	2.21%		Strongly Disagree
226	Respondents		






Q42. Please rate your level of satisfaction with your College Administration (1st column set) and District Administration (2nd column set). - Administration is available to staff/faculty within a reasonable time frame.

Count	Percent		
69	30.13%		Strongly Agree
115	50.22%		Agree
38	16.59%		Neither agree nor disagree
3	1.31%		Disagree
4	1.75%		Strongly Disagree
229	Respondents		


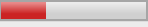



Q43. Please rate your level of satisfaction with your College Administration (1st column set) and District Administration (2nd column set). - I am recognized for the contributions I make at work.

Count	Percent		
64	28.19%		Strongly Agree
87	38.33%		Agree
65	28.63%		Neither agree nor disagree
5	2.20%		Disagree
6	2.64%		Strongly Disagree
227	Respondents		






Q44. Please rate your level of satisfaction with your College Administration (1st column set) and District Administration (2nd column set). - The Administration takes reasonable measures to promote environmental protection and conservation of natural resources.

Count	Percent		
53	23.04%		Strongly Agree
106	46.09%		Agree
65	28.26%		Neither agree nor disagree
2	0.87%		Disagree
4	1.74%		Strongly Disagree
230	Respondents		


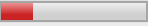
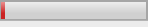

Q47. In my interactions with students, employees and the public, I exhibit IECC's Core Values of Responsibility, Honor/Truth, Fairness, Respect/Self-Respect, and Compassion.

Count	Percent		
196	67.82%		Strongly Agree
90	31.14%		Agree
2	0.69%		Neither agree nor disagree
1	0.35%		Disagree
0	0.00%		Strongly Disagree
289	Respondents		

Q48. Overall, I am satisfied with my employment.

Count	Percent		
135	46.71%		Strongly Agree
130	44.98%		Agree
17	5.88%		Neither agree nor disagree
6	2.08%		Disagree
1	0.35%		Strongly Disagree
289	Respondents		

Q50. I would recommend IECC to a prospective student or employee.

Count	Percent		
217	75.09%		Yes, definitely would
63	21.80%		Yes, probably would
7	2.42%		No, probably wouldn't
2	0.69%		No, definitely wouldn't
289	Respondents		